

# Sweet Thursday

for guitar duo

*Jenny Hettne (2017)*

Commissioned by Gothenburg Combo with financial support from the Swedish Arts Council.

Durata  $\approx$  4'30


*"Mack kände sig inte helt utan skuld när det gällde Henri. Henri hade byggt en båt, en fulländad liten båt med en trivsamt kajuta. Men han hade byggt den uppe i skogen därför att han var rädd för havet. Hans båt vilade på cementmallar och Henri var lycklig där. En gång när det just inte fanns något annat att göra spelade Mack och pojkarna honom ett fult spratt. De var uttråkade. De gick ner till klipporna vid stranden och skrapade ihop en säck full med musslor som de tog med sig upp och kittade fast på undersidan av Henris båt med snabbtorkande cement. Henri blev mycket uppskakad, i synnerhet som han inte hade någon att anförtro sig åt. Doktorn hade kunnat lugna ner honom, men doktorn var inkallad. Henri skrapade botten och målade den, men knappt hade färgen hunnit torka förrän pojkarna var framme igen, och nu satte de dit lite sjögräs också. De skämdes ohyggligt när de såg följderna. Henri sålde sin båt och lämnade stan inom tjugofyra timmar. Han kunde inte bli kvitt en efterhängsen och skrämmande känsla av att båten skulle driva ut till havs med honom medan han låg och sov."*

**John Steinbeck - En underbar torsdag (Sweet Thursday, 1955)**  
Översättning av Carl Sundell.


Instructions for the musicians:

**Scordatura:**

Guitar I




Guitar II




**Prepare** the following strings with small (2,5 cm) wooden pegs:

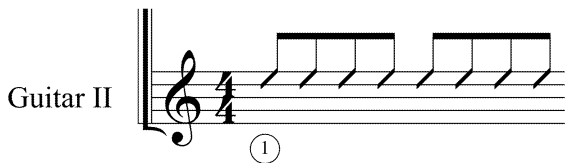
Guitar I



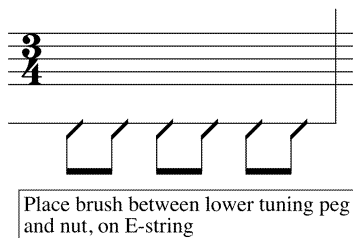
Guitar II



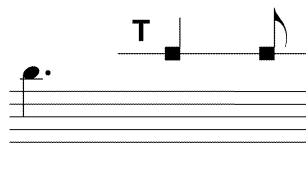
Place in the sound hole, towards the bridge. The pegs should change the timbre to a gong-like sound, not a rattling sound, and the pitch to approximately a quarter tone low fourth higher. (Guitar I  $\approx \flat e$ , guitar II  $\approx \flat c$ )



Use painting brush on the open e-string (Guitar II only).



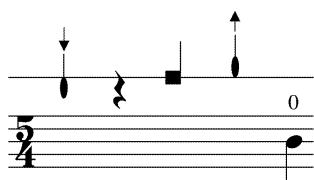
Use painting brush between lower tuning peg and nut on the low E-string (Guitar II only).



Tap with fingertips on the sound board of the guitar.



Tap with fingertips on the side (body) of the guitar.



Arrow down: With your right hand, hit the soundboard with the plunger.

Arrow up: Release the plunger.

(Guitar I only)

# Sweet Thursday

for Gothenburg Combo

Jenny Hettne (2017)

♩ ≈ 100

The score is written for two guitars, Gtr. I and Gtr. II, in a 4/4 time signature. It consists of five systems of music, each with a measure number in a box at the beginning of the first staff. The first system (measures 1-4) starts with a tempo marking of approximately 100 beats per minute. Gtr. I has a melodic line with a *p* dynamic, while Gtr. II plays a rhythmic accompaniment. The second system (measures 5-8) continues the piece, with Gtr. I playing a descending line and Gtr. II providing a steady accompaniment. The third system (measures 9-12) features a *mf* dynamic for Gtr. I and a *p* dynamic for Gtr. II. The fourth system (measures 13-16) maintains the *mf* dynamic for Gtr. I and *p* for Gtr. II. The fifth system (measures 17-20) concludes with a *mp* dynamic for Gtr. I and *p* for Gtr. II. The score includes various musical notations such as accidentals, slurs, and dynamic markings.

Copy for perusal. This music is copyright protected.

20

Gtr. I

Gtr. II

*mf*

24

Gtr. I

Gtr. II

*p*

28

Gtr. I

Gtr. II

*mp*

32

Gtr. I

Gtr. II

36

Gtr. I

Gtr. II

*mf*

41

Gtr. I

Gtr. II

IX

45

Gtr. I

Gtr. II

VII

IX

(poco)

50

Gtr. I

Gtr. II

VII

T

XII

8va

mf

54

Gtr. I

Gtr. II

IX

B

T

XII

8va

XII

p sub

58

Gtr. I

Gtr. II

8va

V

IX

mf

62

Gtr. I

Gtr. II

IX XII V IX

66

Gtr. I

Gtr. II

Remove cloth peg

VII V VII XII 3

*f* *mp sub*

B T

71

Gtr. I

Gtr. II

XII *8va* *8va* *8va*

*mp sub* *f*

R.H.: Pick up plunger

L.H.

76

Gtr. I

Gtr. II

B Plunger (R.H.) T

B T

Put away painting brush

80

Gtr. I

Gtr. II

B T XII *8va* *f*

85

Gtr. I

Gtr. II

*mp*

*f<sub>sub</sub>*

B

T

IX

T

B

89

Gtr. I

Gtr. II

*mp*

*f*

R.H. XII 8va XII

IV V IV

5

0

4

6

93

Gtr. I

Gtr. II

(R.H.)

Remove cloth peg with R.H.

V

VII

VII

IV V V

3

2

1

5

6

4

2

97

Gtr. I

Gtr. II

*ff*

B

T

IX

IX

IX

IX

5

5

101

Gtr. I

Gtr. II

*f*

*mp<sub>sub</sub>*

*f*

*mp<sub>sub</sub>*

Put away plunger

IX

XII

IX

IX

3

5

3

4

105

Gtr. I

Gtr. II

*ff*

T B

XII

3

109

Gtr. I

Gtr. II

*mf*

*f*

IV V

IV V

IV

VII

5 6

4

6

3

113

Gtr. I

Gtr. II

*mf*

*f*

*ff*

V IV IV

VII V V

B

Pick up painting brush

4 5

6 1 2

6

118

Gtr. I

Gtr. II

*mf*

*mp*

VII XII

3

T

6 1

6



123

Gtr. I

Gtr. II

127

Gtr. I

Gtr. II

131

Gtr. I

Gtr. II

Place brush between lower tuning peg and nut, on E-string

135

Gtr. I

Gtr. II