

Kch کچ

(Daughter or Girl)

Khabat Abas

2022




Copy for perusal. This music is copyright protected.

This work in love memory for every daughter and girl in the patriarchal society that the struggle to have the right to live as a human.

Copy for perusal. This music is copyright protected.

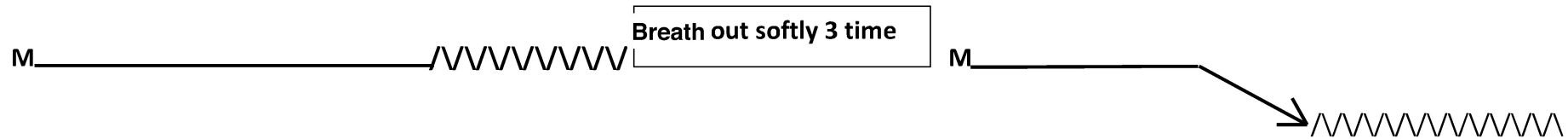
Voice + Strings

Instruction of the piece

1. Use this tone D G B C
2. Sing the letter sound
3. strings play one note in above
4.  This means no vibrato sustain note
5.  Sing or play this shape as a vibrato or variation of vibrato
6.  Glisando down depend of the arow

Copy for perusal. This music is copyright protected.

Voice



Breath out softly 2 time

Sing letter **A O W** first – short – not after each other repeat until all letters mixes up and you breath very heavy

Become tierd and

Breath out heavily and
visibly not less than 2
time

And start again with the letter but sing it from your throat and **A O W** try to get stuck with the

letter in your throat and heavily take it out as a letter sound. Repet this part until you feel tierd and you breathing heavy


Silence

Start breathing..... breath short fast and laoud and **mumbling** with the letter what ever letter is and the sound should be like **mumbling** and not hearable letter You can use your hand to hold your mouth to not be heard and make sure you sing very hard and loud but your hand not let your voice come out.

And **gradual** breath low and mumbl slow and the letter be heard and have distanc between breathing and letter be slow until you don't sing any letter and end with very soft and quite breath out.

Copy for perusal. This music is copyright protected.

Strings part



Play tone **D B G** **fast – short** – not after each aother -**repet** until all note **mixes up** and your hand moving **very heavy** and

Become tierd and

Take a paus

And start again ; with the tone **D B G** use bow presha and very sharpe and try your bow get stuck in the string and heavily move your bow in between the tone . **Repet** this part until you **feel tierd** and then **play G note** ————— **sustain soft**

Tone until voice coming in and start with voice as a same mode to not hearing the tone just mumbl with the sound and try to have a feeling of struggle to maiking sound but it is not possible and get tierd after many effort try to harm each other .

And **gradual** play slow and and mumbl slow and the ton be heard and have distance between tone and hand moving to show the stragel and be slow until you don't play any tone just moving your hand .

Copy for perusal. This music is copyright protected.